VDI SAFETY

PED 2014/68/UE

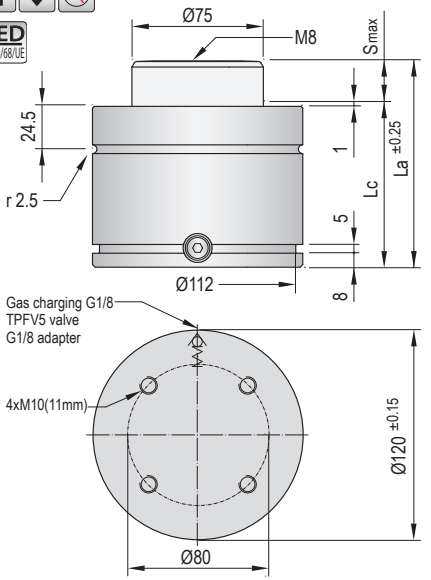

Pressure medium	Nitrogen (N_2)
Max. charging pressure	170 Bar
Min. charging pressure	35 Bar
Rod seal area	44,18 cm²
Operating temperature	0ºC - 80ºC
Force increase by temperature	0,33 %/ºC
Max. stem speed	1,2 m/s
Maintenance kit	Kit M120H

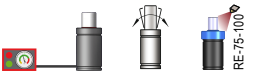

Maximum strokes / minute (at 20ºC)

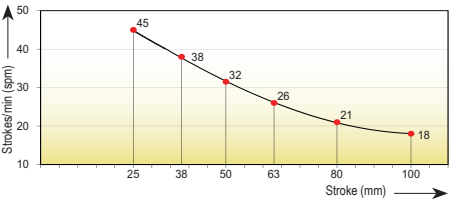

Code	Smax mm	La mm	Lc mm	Fa daN	90% F daN	100% Fc daN	P Bar	V l	Kg
MICRO 120Hx25	25	108	83		10870	11435		0,322	5,0
MICRO 120Hx38	38	134	96		11250	11905		0,455	5,5
MICRO 120Hx50	50	158	108	7500 ±5%	11455	12165	170	0,578	5,9
MICRO 120Hx63	63	184	121	(20ºC)	11600	12350	(20ºC)	0,710	6,4
MICRO 120Hx80	80	218	138		11730	12510		0,885	7,1
MICRO 120Hx100	100	258	158		11830	12635		1,089	7,9

Force/stroke ratio

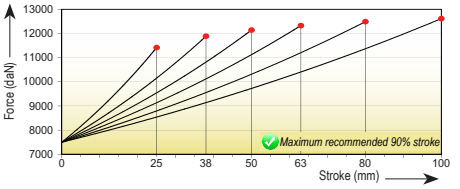

Initial force/charging pressure ratio

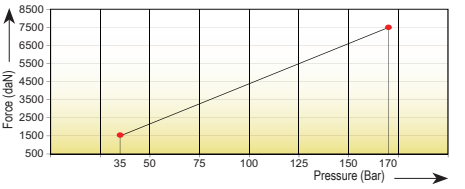

Assembly possibilities

Follow guidelines
Page 287

DROP-IN

SCREWS

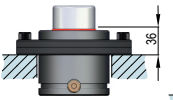

FS 120·FSC 120

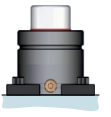

FP 120·FPR 120

FB 120

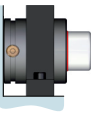

FI 120·FI 120/1