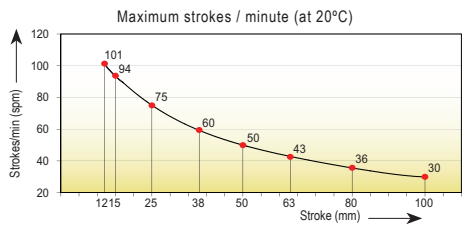


Pressure medium	<b>Gas Nitrógeno (N<sub>2</sub>)</b>
Max. charging pressure	<b>175 Bar</b>
Min. charging pressure	<b>25 Bar</b>
Rod seal area	<b>1,13 cm<sup>2</sup></b>
Operating temperature	<b>0°C - 80°C</b>
Force increase by temperature	<b>0,33 %/°C</b>
Max. stem speed	<b>1,6 m/s</b>
Maintenance kit	<b>Kit G25</b>



Code	S <sub>max</sub> mm	La mm	Lc mm	V I	Kg
TPG 25x12	12	78	66	0,009	0,16
TPG 25x15	15	84	69	0,010	0,17
TPG 25x25	25	104	79	0,014	0,18
TPG 25x38	38	130	92	0,019	0,22
TPG 25x50	50	154	104	0,024	0,25
TPG 25x63	63	180	117	0,029	0,26
TPG 25x80	80	214	134	0,035	0,28
TPG 25x100	100	254	154	0,043	0,32

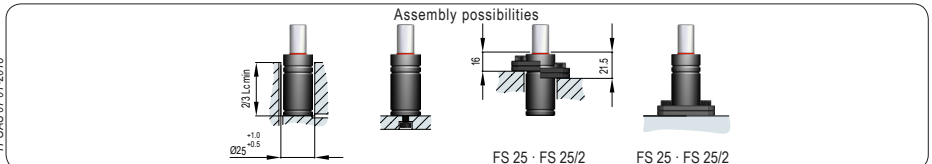
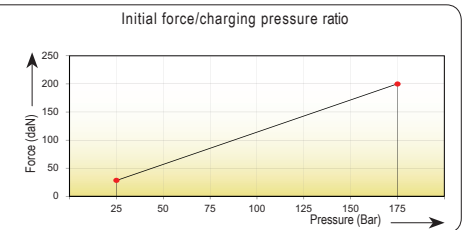
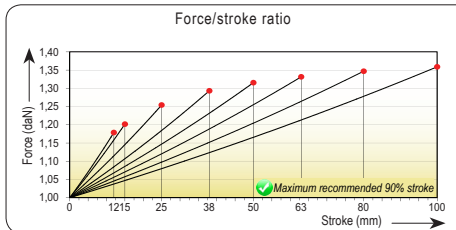
Color code	F <sub>a</sub> daN	F <sub>c</sub> daN	P Bar
GR (Green)	50 (±5%)	≈ 70	45
BL (Blue)	100 (±5%)	≈ 140	90
RD (Red)	150 (±5%)	≈ 210	135
YW (Yellow)	200 (±5%)	≈ 270	175
(Other forces)	28 - 200	≈ 40 - 270	25 - 175

The black color code denotes a different pressure from that which the customer could choose when ordering between the minimum charging pressure (25Bar) and the maximum charging pressure (175Bar). If not otherwise specified, the gas spring will be supplied in the yellow code version.

How to order

**TPG 25** x **63** **RD**

Model      Stroke      Color code



TPGAS 07-01-2018

