


## Standard Manifold systems

Code	ØBody mm	Strokes mm	 Fa daN
TPM 1000	42	25 - 100	1000
TPM 2000	54	25 - 100	2000
TPM 4500	78	25 - 100	4500
TPM 7500	100	25 - 100	7500
TPMS 1000	42	25 - 100	1000
TPMS 2000	54	25 - 100	2000
TPMS 4500	78	25 - 100	4500
TPMS 7500	100	25 - 100	7500





## i

MICRO

TITAN

The TPM and TPMS series gas springs presented in this section solve problems that can appear during the transmission of force to an elastic organ needing a lot of power and working stroke.

TPH

The gas springs are screwed directly onto the manifold plate by means of collector holes and will thus transmit a considerable push. The pressure of the system can easily be regulated by means of a control panel adapted to the plate.

TPS

TPSP

TPF

TPK

TPC

TPR

TPB

TPHC

TPA

TPG

The execution of the various mutually interconnected holes within the plate will depend on the calculation of the necessary gas volume to avoid overpressures while guaranteeing good functioning with the objective of obtaining minimum variations of force during the working stroke of the stem.

TPCT

The plate should work as a gas lung-type deposit in order to obtain a slight (10%-20%) increase in pressure and force.

TPSL

For the manufacturing of the plate it is necessary to use nonporous materials devoid of any kind of cracks, which are to be subjected to ultrasonic testing.

STOP

CYLINDER

If necessary, TECAPRES can supply the manifold plate as per the customer's drawings and in accordance with the specifications of the European Directive 97/23/EC on pressure devices.

STOP


CYLINDER

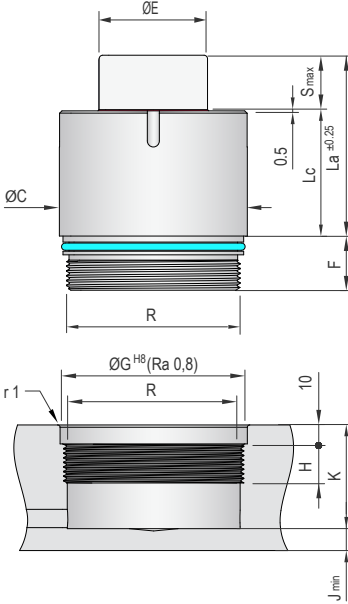
TPSR

TPSRS

TPNS

TPHT





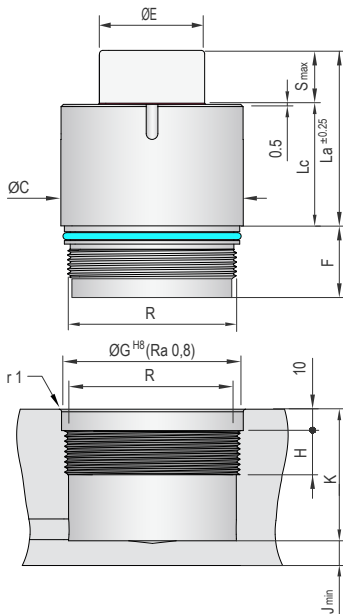
Pressure medium	Nitrogen (N <sub>2</sub> )
Max. charging pressure	150 Bar
Min. charging pressure	50 Bar
Operating temperature	0°C - 80°C
Force increase by temperature	0,33 %/°C
Max. stem speed	20 m/min
Recommended max. strokes/min	20-40 spm
Maintenance kit TPM 1000	Kit M1000
Maintenance kit TPM 2000	Kit M2000
Maintenance kit TPM 4500	Kit M4500
Maintenance kit TPM 7500	Kit M7500



- Other models and strokes available under order
- Possibility of manufacturing manifold plate according to customer specifications

Code	Smax mm	La mm	Lc mm	Fa daN	P Bar	Piston seal area cm <sup>2</sup>	Ø E mm	Ø C mm	Ø G mm	F mm	H mm	J mm	K mm	R
TPM 1000x25	25	78	53	1000 ±5% (20°C)	150 (20°C)	7,07	18	42	39	22	17	10	32	M36x2
TPM 1000x38	38	104	66											
TPM 1000x50	50	128	78											
TPM 1000x75	75	178	103											
TPM 1000x100	100	228	128											
TPM 2000x25	25	78	53	2000 ±5% (20°C)	150 (20°C)	12,57	30	54	51	22	17	10	32	M48x2
TPM 2000x38	38	104	66											
TPM 2000x50	50	128	78											
TPM 2000x75	75	178	103											
TPM 2000x100	100	228	128											
TPM 4500x25	25	78	53	4500 ±5% (20°C)	150 (20°C)	31,17	45	78	75	22	17	10	32	M74x2
TPM 4500x38	38	104	66											
TPM 4500x50	50	128	78											
TPM 4500x75	75	178	103											
TPM 4500x100	100	228	128											
TPM 7500x25	25	82	57	7500 ±5% (20°C)	150 (20°C)	50,26	60	100	97	30	26	15	42	M94x2
TPM 7500x38	38	108	70											
TPM 7500x50	50	132	82											
TPM 7500x75	75	182	107											
TPM 7500x100	100	232	132											





- i** Pressure medium **Nitrogen (N<sub>2</sub>)**
- Max. charging pressure **150 Bar**
- Min. charging pressure **50 Bar**
- Operating temperature **0°C - 80°C**
- Force increase by temperature **0,33 %/°C**
- Max. stem speed **20 m/min**
- Recommended max. strokes/min **20 - 40 spm**
- Maintenance kit **TPMS 1000 Kit MS1000**
- Maintenance kit **TPMS 2000 Kit MS2000**
- Maintenance kit **TPMS 4500 Kit MS4500**
- Maintenance kit **TPMS 7500 Kit MS7500**



- Other models and strokes available under order
- Possibility to manufacturing manifold plate according to customer specifications

- MICRO
- TITAN
- TPH
- TPS
- TPSP
- TPF
- TPK
- TPC
- TPR
- TPB
- TPHC
- TPA
- TPG
- TPCT

- TPSL
- STOP CYLINDER
- STOP CYLINDER
- TPSR
- TPSRS
- TPNS
- TPHT



Code	Smax mm	La mm	Lc mm	Fa daN	P Bar	Piston seal area cm <sup>2</sup>	Ø E mm	Ø C mm	Ø G mm	F mm	H mm	J mm	K mm	R
TPMS 1000x25	25	60		1000 ±5% (20°C)	150 (20°C)	7,07	18	42	39	40	17	10	43	M36x2
TPMS 1000x38	38	73								53			56	
TPMS 1000x50	50	85	35							65			68	
TPMS 1000x75	75	110								90			93	
TPMS 1000x100	100	135								115			118	
TPMS 2000x25	25	65		2000 ±5% (20°C)	150 (20°C)	12,57	30	54	51	35	17	10	38	M48x2
TPMS 2000x38	38	78								48			51	
TPMS 2000x50	50	90	40							60			63	
TPMS 2000x75	75	115								85			88	
TPMS 2000x100	100	140								110			113	
TPMS 4500x25	25	65		4500 ±5% (20°C)	150 (20°C)	31,17	45	78	75	35	17	10	38	M74x2
TPMS 4500x38	38	78								48			51	
TPMS 4500x50	50	90	40							60			63	
TPMS 4500x75	75	115								85			88	
TPMS 4500x100	100	140								110			113	
TPMS 7500x25	25	70		7500 ±5% (20°C)	150 (20°C)	50,26	60	100	97	42	26	15	45	M94x2
TPMS 7500x38	38	83								55			58	
TPMS 7500x50	50	95	45							67			70	
TPMS 7500x75	75	120								92			95	
TPMS 7500x100	100	145								117			120	